


Flex Pro Series

500*1000mm



Designed for the Tour and XR (Indoor/Outdoor)



Awarded design, easy to operate and quick maintenance (Indoor/Outdoor)

Flex Pro Series available pixel pitch of indoor 1.953/2.5/2.6/2.976/3.91 and outdoor 2.976/3.91/4.81mm, adopts the minimalist and simplistic design, along with the stunning image quality, catering to all needs in different applications.

- Outstanding Visual Performance
- Ultralight but Sturdy
- Rotating Curving Lock
- Quick Installation
- Ultimate Versatility
- Modular Design
- Multiple Protections



Parameters

Type	Indoor					Outdoor		
Pixel Pitch	1.953	2.5	2.6	2.976	3.91	2.976	3.91	4.81
IP Rate	IP20	IP20	IP20	IP20	IP20	IP65	IP65	IP65
Pixels	256x512	200x400	192x385	168x336	128x256	168x336	128x256	104x208
LED Type	SMD 1415	SMD 1415	SMD 1415	SMD1415/2020	SMD2020	SMD1415	SMD1921	SMD1921
Brightness	≥1000 Nit	≥1000 Nit	≥1000 Nit	≥1000 Nit	≥1000 Nit	≥4000 Nit	≥4500 Nit	≥4800 Nit
Scan Way (customized for XR)	1/32 or 1/16	1/32	1/32	1/28	1/16	1/28	1/16	1/13
Module Size	250x250mm							
Refresh Rate	≥3840Hz/≥7000Hz(Customized)							
Gray Level	16 bit							
System	Novastar/Brompton							
Input Voltage	AC90-240V, 50/60hz							
Cabinet Size	19.7"x39.4" (500x1000mm)							
Cabinet Weight	30lbs(13.8kg)							

*Notes: Technical specifications are subject to change without prior notice. Please contact our sales representative for the latest information.

XR virtual shooting scene



LED rental screen




1.Outstanding Visual Performance

High Contrast Ratio

Black face SMD1415 is used for indoor 1.9mm, 2.5mm, 2.6mm, 2.9mm, SMD2020 is used for indoor 2.9mm, 3.9mm, SMD1415 is used for outdoor 2.9mm, SMD1921 is used for outdoor 3.9mm, 4.9mm.

Perfect Appearance

Fashionable and unique appearance, perfect quality and design.



High Refresh Rate

≥3840HZ and ≥7000HZ(customized)
Refresh rate/60h Frame Rate
16 bit Gray Level.


Ultralight but Sturdy

Lightweight cabinet greatly save your labor and transportation cost
500x1000mm cabinets weight 13.8kg only.

2.Rotating Curved Lock

0° straight and curved 2-in-1

Unique lock offers 0°, ±2.5°, and ±5° for indoor and outdoor cabinets, which makes installations easy, fast, accurate and reliable.



3.Quick Installation

Front and rear installation and maintenance, newest design in 2022, module design like Lego, enabling convenient and quick servicing. Power supply and receiving card function box use captive fasteners to provide a secure joining, and avoid fastener loss, and no cables are outside, very good visual experience.



4.Ultimate Versatility

Flex Pro Series cabinets can create concave and convex curve angle.



5.Modular Design

Each module is modular in design like Lego. And Different modules with different pixel pitches can be used on one frame. Help customer save money on product, accessories and training.



6.Multiple Protections

Flex Pro Series provides corner protection(optional), edge protection, and landing protection against collision damage.

